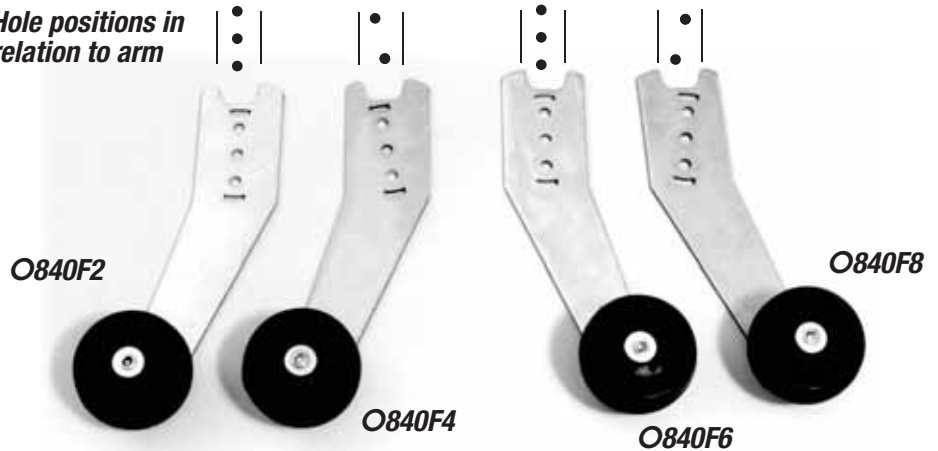


Used with O841Bseries limit switches, page 292.

LIMIT SWITCH ARMS		
Adams part no.	Description	Otis part no.
O840F2	Arm w/pin & roller, LH	287F2
O840F2A	SPDT, RH	287F2A
O840F4	Arm w/pin & roller	287F4
O840F6	Arm w/pin & roller, RH	287F6
O840F6A	SPDT, LH	287F6A
O840F8	Arm w/pin & roller	287F8

Hole positions in relation to arm




Used with O841Dseries tripper switches, page 293.

TRIPPER SWITCH ARMS		
Adams part no.	Description	Otis part no.
O840H1	Arm w/pin only	287H1
O840H2	Arm w/pin only	287H2

Used with O841BCseries mechanical switches, page 293.

MECHANICAL SWITCH ARMS		
Adams part no.	Description	Otis part no.
O840BA3	Arm w/pin only	287BA3
O840BA4	Arm w/pin & roller	287BA4



Used with O841Aseries floor stop switches, page 292.

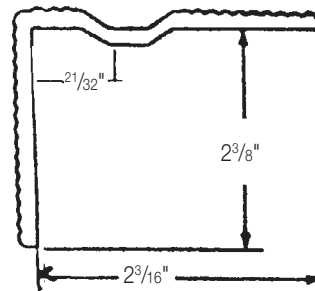
FLOOR STOP SWITCH ARMS		
Adams part no.	Description	Otis part no.
O840E2	Arm w/pin & roller	A287E2

ALSO AVAILABLE...

DOOR EDGE SIGHT GUARD

Adams part no.	Description	Otis part no.
O897F1	Car door faceplate, female; 15"L	—
O897F2*	Car door faceplate, female; 69"L	—

*For O897F2 only, two females fit together.
NOTE: These edges are for door operator 6970A. They are unmilled and undrilled.



REPLACEMENT CONTACTS		
Adams part no.	Description	Otis part no.
O27C4X	Leaf spring contact with double tip	150H2
O27C11	Stationary contact with silver tip	150H4

