

Here is a comprehensive listing of replacements for Otis door edge sight guards (also known as door shields and door faceplates), for hoistway and car doors.

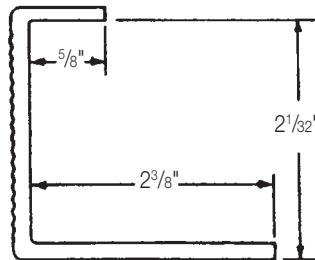
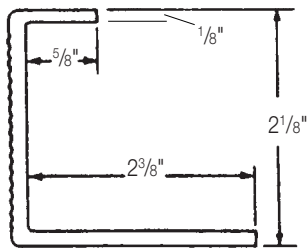
Tough, impactresistant Butyrate plastic is extruded to form Adams replacement edges. We ship our edges without predrilled mounting holes, permitting installers to customfit each edge right on the job.

Wide and narrowribbed models are identifiable by their part num-

bers: O890, O891, & O892 series have wide ribs; O893 series has narrow ribs with $\frac{3}{32}$ " between crowns.

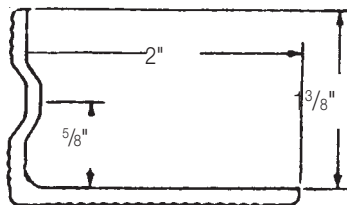
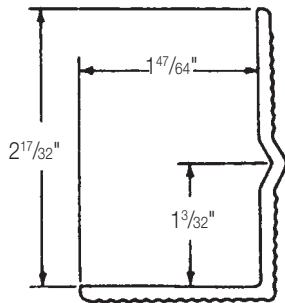
Other models include O896series for Otis Type 6970 door operator installations; O897series for Otis Type 6970A; O895 for Otis Type AB.

Refer to the drawings and tables for accurate dimensions and Otis part numbers. Views are all cross sections and *not to scale*.



Adams part no.	Description	Otis part no.
O890R	Hoistway door shield, RH; 84"L, face milled for floor no.	278BG2
O890L	Same as O890R, LH (shown)	278BG3
O890R1	Same as above, 83 1/2"L; RH	278BG10
O890L1	Same as O890R1, LH (shown)	278BG11

Adams part no.	Description	Otis part no.
O893R	Hoistway door shield, RH; 84"L, narrow rib, milled	278BG2
O893L	Same as above, LH (shown)	278BG3




Adams part no.	Description	Otis part no.
O892M1	Car door faceplate, male; 15 1/4"L	147FB1
O892M2	Car door faceplate, male; 68 3/4"L	147EY1

Adams part no.	Description	Otis part no.
O896F1	Car door faceplate, female; 14 1/4"L	—
O896F2	Car door faceplate, female; 69 3/4"L	—

NOTE: These edges are for door operator 6970. They are unmilled and undrilled.

SAFETY EDGE REPLACEMENT PARTS



O850SERIES COMPONENTS

Adams part no.	Description	Otis part
O850M1	Microswitch	177AR1
O850D1	Dash pot (door check)	6168F1
O850S1	Spring, 4 1/4"L x 1/2"	90HB11
H5317	Coil	222CY1

O855 SERIES COMPONENTS

Adams part no.	Description	Otis part no.
O461A2	Single BREAK switch (see photo on page 270)	7035A25
O855L3	Retracting assembly, LH	—
O855R3	Retracting assembly, RH	—



RIGHTHAND VS. LEFTHAND

Standing inside the car and facing the hall,

LH door opens to the LEFT

RH door opens to the RIGHT