



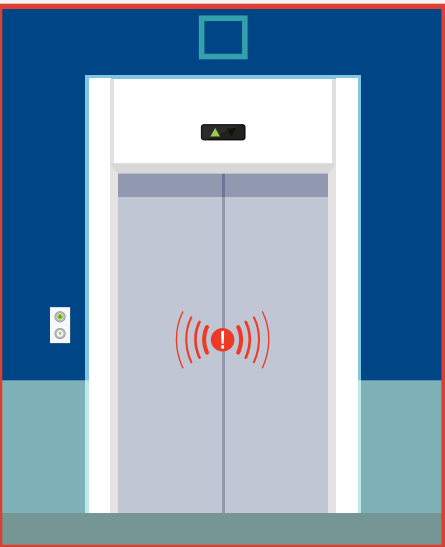
Built For Safety: How ADAMS Keeps Elevators Code-Compliant



Meeting safety regulations isn’t a choice, it’s a mission. From smarter door monitoring to advanced diagnostics, our solutions do more than meet the code; they help you stay ahead of it.

MEET YOUR ELEVATOR'S LEAGUE OF PASSENGER PROTECTORS

Safe-T-Lock®



Role
Intelligent door lock monitoring

The Challenge
As elevator codes tighten, traditional mechanical lock systems aren’t enough.


The Solution
Safe-T-Lock is the guardian of your elevator doors, always on duty. It offers:

- Real-time lock status
- Smart diagnostics
- Recent software updates (2025)
- Built-in fault detection

Keeping You Compliant With

- UL-listed Door Lock Monitoring requirements under ASME A17.1 Section 2.26.5.
- New mandates in many jurisdictions, including California (CA Code Rule 1605) and New York City (NYC DOB mandates).

HatchLatch®



Role
Door restriction and passenger safety

The Challenge
As safety codes evolve, the expectation for proven door control has never been higher.


The Solution
HatchLatch is the original line of defense for door restriction, proven and field-tested across four generations since 1995. It offers:

- Dual drive circuitry
- Battery health checks
- Patented locking pin technology
- Dual-sensor tech for redundancy

Keeping You Compliant With

- Restrictions on doors opening outside the unlocking zone under ASME A17.1 Sections 2.12.5 and 2.11.7.

GateKeeper®



Role
Passenger door protection

The Challenge
As safety standards rise, code enforcers are requiring more responsive, intelligent protection systems that can quickly detect even the smallest obstruction before the doors shut.

The Solution
GateKeeper is your elevator’s first responder, preventing contact before it happens. It offers:

- Light curtain for quick motion detection
- Sleek, retrofit-friendly design
- 5-year warranty
- Installed with minimal downtime

Keeping You Compliant With

- GateKeeper supports compliance with ASME A17.1 Section 2.13.4, which mandates that reopening devices detect a 5 cm object in the door path.

Diagnostic & Firmware Tools



Role
Continuous compliance and code confidence

The Challenge
To stay compliant, modern elevators need much more than hardware; they need intelligent systems that can log faults, run self-checks, and support smarter inspections.

The Solution
ADAMS diagnostic and firmware tools are behind-the-scenes protectors, keeping your systems inspection-ready and future-proof. They offer:

- Safe-T-Lock and HatchLatch compatibility
- Real-time fault tracking
- Performance monitoring
- Firmware upgradeability
- All leads to fewer service calls.

Keeping You Compliant With

- Guidelines tied to smart safety systems, including ASME A17.1 Appendix D.
- This supports a growing industry shift toward self-diagnosing devices and performance-based testing.

Your Trusted Safety Partner

Safety codes are always evolving, and so is ADAMS. That’s why elevator professionals trust us to deliver more than hardware. With diagnostic tools, firmware updates, and future-ready design, compliance becomes one less thing to worry about.

But we’re more than just parts. We’re the partner that shows up before, during, and after installation—with expert support every step of the way.

Ready to strengthen your safety lineup? Let’s talk.



More Parts. Delivered Faster.
For a closer look at the latest innovations from ADAMS, visit ADAMSelevator.com.